

Xtensa pure, rectangular

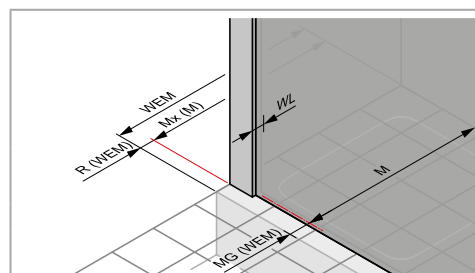
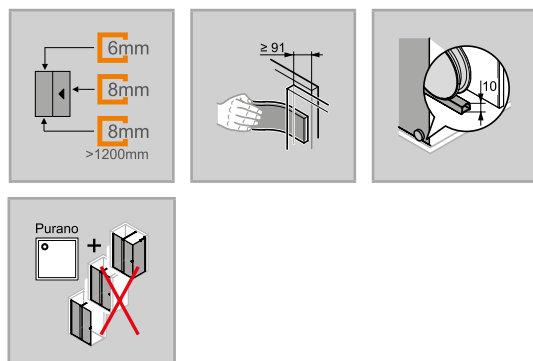


Walk-In sliding door, 1-panel with fixed segment

Product description

- Free standing, for installation in a recess or for combination with side panel.
- Partially framed Walk-In with a sliding door segment, opening to one side only, with a partially framed fixed segment.
- Glazing with 6 mm (fixed segment) and 8 mm (door) single-pane safety glass according to DIN EN 12150, optionally with the easy-care HÜPPE Anti-Plaque surface finish.
- Optionally with 90° cross bar or 45° stabilizer (inside).
- High-quality and especially slim wall profile made of aluminium.
- Select+ wall profile and ceiling connection can be ordered optionally.
- Adjustable in the wall profile 12 mm. Additionally up to 200 mm via the overlapping glass elements.
- Incl. HÜPPE sealing system – mounting without visible screws in the area of the wall profile.

An even/flat surface of 50 mm must be available.

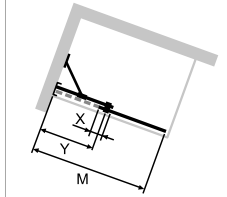
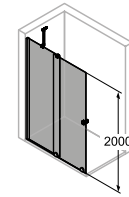


WEM = tray installation dimension (000)

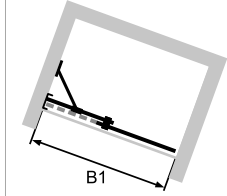
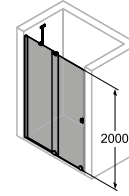
M = Installation dimension middle of floor profile, sliding door (001)

Please always specify when ordering.

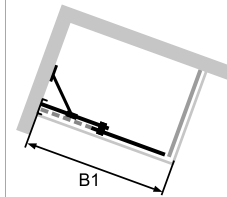
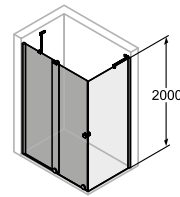
Installation options XT01



Walk-In with stabilizer

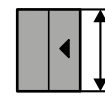


In recess with stabilizer

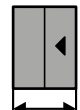


For side panel with stabilizer

Min.-max. dimensions



1200-2200



1000-1400

Dimensions



WL:

20



R:

38

MG:

47

47