
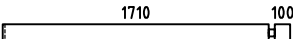


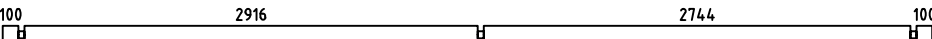

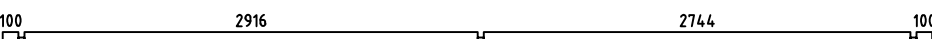



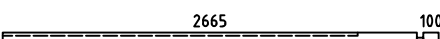
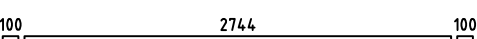


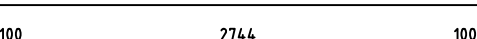
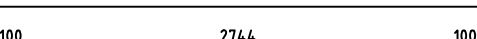
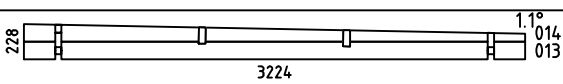
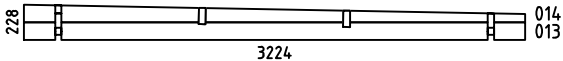








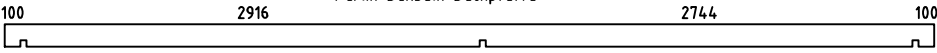

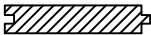












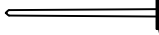




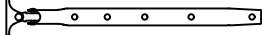

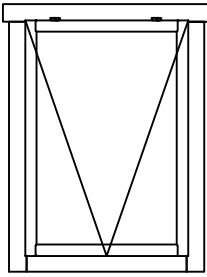
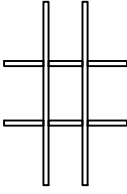
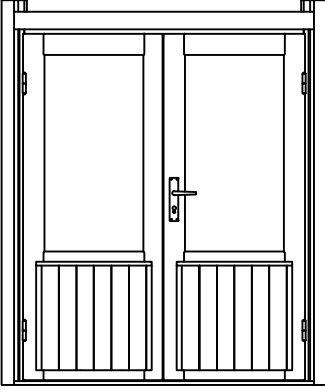
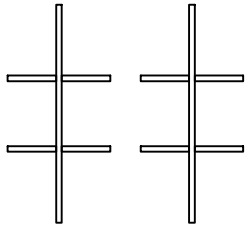














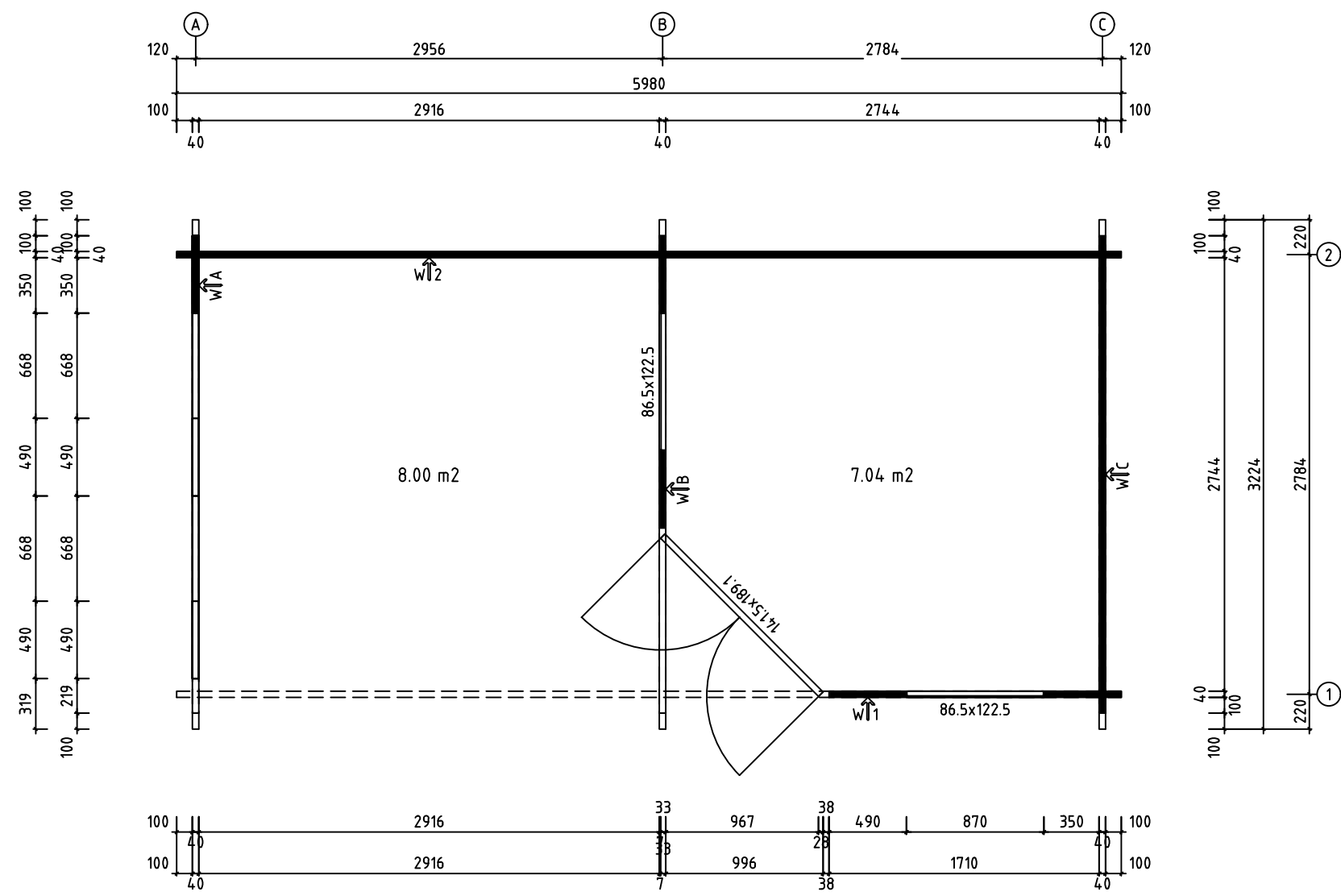
Hanna40


| Pos | Specification-Spezifikation-Specificatie Hanna40 | St. | Profile (mm) | Length (mm) |
|------|--|-----|-----------------|----------------|
| 001 |  | 1 | 40x57 | 1850 |
| 002 |  | 11 | 40x114 | 1850 |
| 003 |  | 21 | 40x114 | 490 |
| 004 |  | 33 | 40x114 | 490 |
| 005 |  | 20 | 40x114 | 5980 |
| 006 |  | 1 | 40x53 | 5980 |
| 007 |  | 1 | 40x57 | 5980 |
| 008 |  | 1 | 40x114 | 5980 |
| 009 |  | 4 | 40x114 | 2805 |
| 010 |  | 6 | 40x114 | 490 |
| 011 |  | 1 | 40x114 | 2805 |
| 012 |  | 1 | 40x114 | 3024 |
| 015 |  | 1 | 40x114 | 1850 |
| 016 |  | 1 | 40x114 | 1850 |
| 017 |  | 1 | 40x114 | 3024 |
| 018 |  | 18 | 40x114 | 3024 |
| WA-1 |  | 1 | | |
| WB-1 |  | 1 | | |
| WC-1 |  | 1 | | |
| FB5 | FOUNDATION BEAM-FUND.BALKEN-FUND.BALK  | 1 | 70x45 | 2970 |
| FB4 | FOUNDATION BEAM-FUND.BALKEN-FUND.BALK  | 1 | 70x45 | 2730 |
| FB1 | FOUNDATION BEAM-FUND.BALKEN-FUND.BALK  | 5 | 70x45 | 2660 |
| FB6 | FOUNDATION BEAM-FUND.BALKEN-FUND.BALK  | 1 | 70x45 | 2230 |
| FB2 | FOUNDATION BEAM-FUND.BALKEN-FUND.BALK  | 2 | 70x45 | 1850 |
| FB3 | FOUNDATION BEAM-FUND.BALKEN-FUND.BALK  | 1 | 70x45 | 1400 |

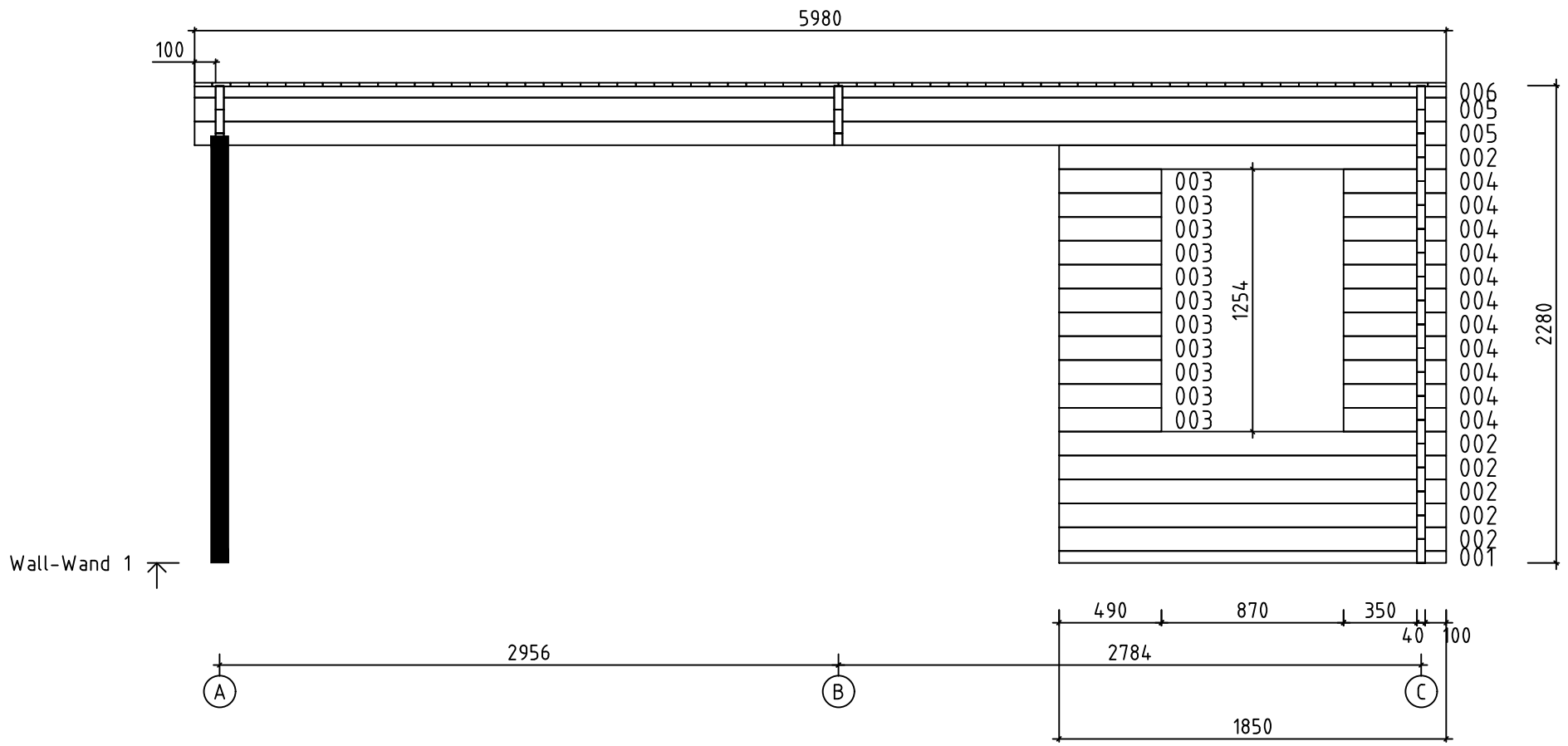
| Pos | Specification-Spezifikation-Specificatie Hanna40 | St. | Profile (mm) | Length (mm) |
|------|---|----------|------------------|----------------|
| CS1 |  CORNICE SUPPORT - TRAGELEISTE FÜR GESIMSE-KROONLIJST STEUNEN BAR | 4 | 44x70 | 200 |
| PR1 |  Purlin-Dakbalk-Dachpfette | 2 | 44x144 | 5980 |
| VB-1 | Floor board-Fussbodenbrett-Vloerplank  | 26 | 88x18 | 2734 |
| VB-2 | Floor board-Fussbodenbrett-Vloerplank  | 6 | 88x18 | 2434 |
| DP-1 | Roof board-Dachbrett-Dakplank  | 68 | 88x18 | 3224 |
| | +POST 85x85  | 1 | | 2040 |
| | Base Board-Fussbleiste-Plinten 18x40x3000  | 4 | 18x40 | 12rmt. |
| L-1 | Cornice-Gesimse-Kroonlijst  OSB | 2 | 20x250 | 2925 |
| L-2 | Cornice-Gesimse-Kroonlijst  OSB | 2 | 20x250 | 3095 |
| L-3 | Cornice-Gesimse-Kroonlijst  OSB | 2 | 20x250 | 3240 |
| HL1 | Handrail-Handlauf-Leuning  | 1 | 18x70 | 2365 |
| | Storm Brace-Sturmleiste  | 4 | 18x40 | 2000 |
| U1 | U Profile-U-profil-U profiel  | 1 | | 912 |
| | Adjustable foot-Stellfuß+Schrauben 4x50 4stück für Post  | 1 | | |
| PE1 | Ceiling Element-Deckenelement-Plafond Element 1  | 1 | 931x1316 | |
| | Double Door Set-Doppeltür Satz-Dubbele Deur Set  3x25 x2 4x60 x4 | 1 | | |
| | Nail-Nagel-Spijker  | 550 | 1.8x40 | |
| | Nail-Nagel-Spijker 1.2x20  | 30 | 1.2x20 | |
| | Screw-Schraube-Schroef 5x90  | 8 | | |
| | Screw-Schraube-Schroef 6x120  | 10 | | |
| | Ventilation Panel-Lüftungsgitter Set  | 1 | | |
| WS1 | Window Stay-Fensterfeststelle  | 2 | | |
| | Wood Bolt set for Storm Brace-Holzschraubensatz für Sturmleisten 6x45  | 8 | | |
| | | | | |
| | | | | |
| Kood | GartenHaus GmbH | Materjal | File Hanna40.dwg | Leht 2/3 |


| Pos | Specification-Spezifikation-Specificatie Hanna40 | | | St. | Profile (mm) | Length (mm) |
|-------------------------|---|--|---|-------------|-----------------|----------------|
| W9N 86.5 X122.5 | <p>WINDOW 865x1225</p>  <p>Window Glazing Bar Fenstersprossen Raamroeden</p>  | | | 2 | | |
| DD6P 141.5 x189.1 | <p>DOOR 1415x1891</p>  <p>Door Glazing Bar Türsprossen Deuroeden</p>  | | | 1 | | |
| CORNER DOOR SET | | | | | | |
| 1 | Top Jamb |  |  | 1 | 58x42 | 1415 |
| 2 | Threshold |  |  | 1 | 58x42 | 1415 |
| 3-4 | Vertical Jamb |  |  | 2 | 58x42 | 1891 |
| 5-6 | Post Set |  | | 1+1 | 42x61 | 2020 |
| 7-8 | Cover Slat |  |  | 2 | 40x18 | 1860 |
| 9-10 | Casting | |  | 2 | 18x95 | 1500 |
| | Screw-Schraube-Schroef 4x60 | |  | 16 | | |
| | Screw-Schraube-Schroef 5x90 | |  | 16 | | |
| | | | | | | |
| | | | | | | |
| | | | | | | |
| | | | | | | |
| | | | | | | |
| | | | | | | |
| Kood | GartenHaus GmbH | Materjal | File | Hanna40.dwg | Leht | 3/3 |

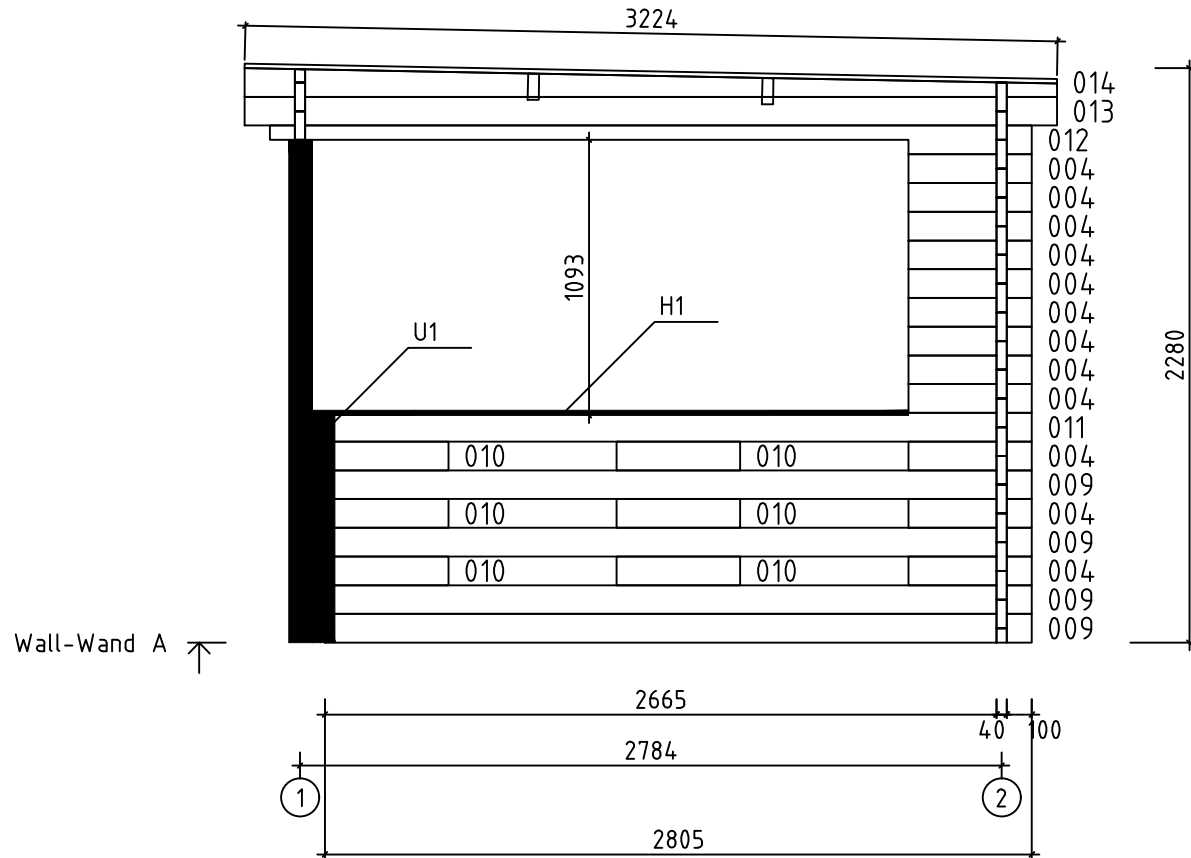
H = 1.500 m
TOTAL: 15.04 m²




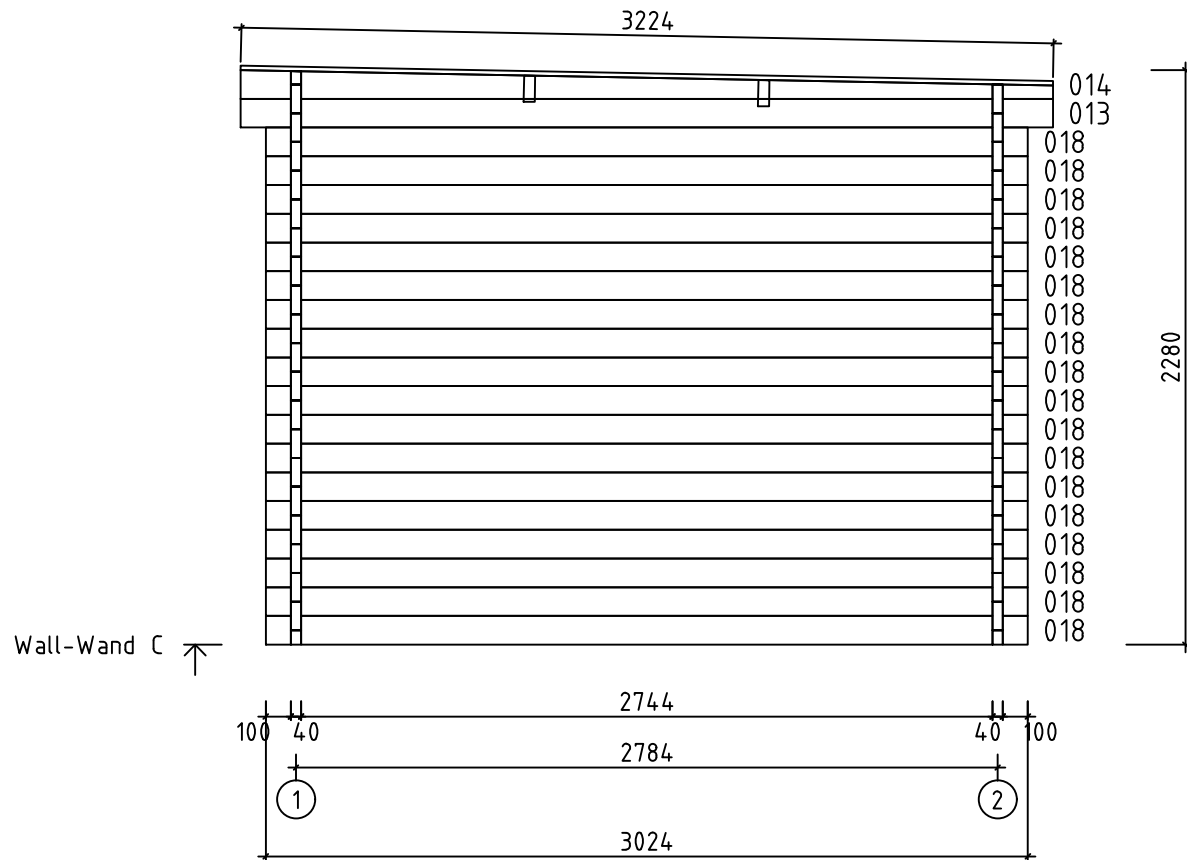
| | | | | |
|---|----------|------------|----------|-------------|
| Model | Hanna40 | Drawing | PLAN | Page |
|  www.gartenhaus-gmbh.de www.gartenhaus.at www.gartenhaus.ch +49 (0) 40 537 9978-50 | Drawn by | J.Soo | Material | 40x114 |
| | Date | 20.11.2018 | File | Hanna40.dwg |




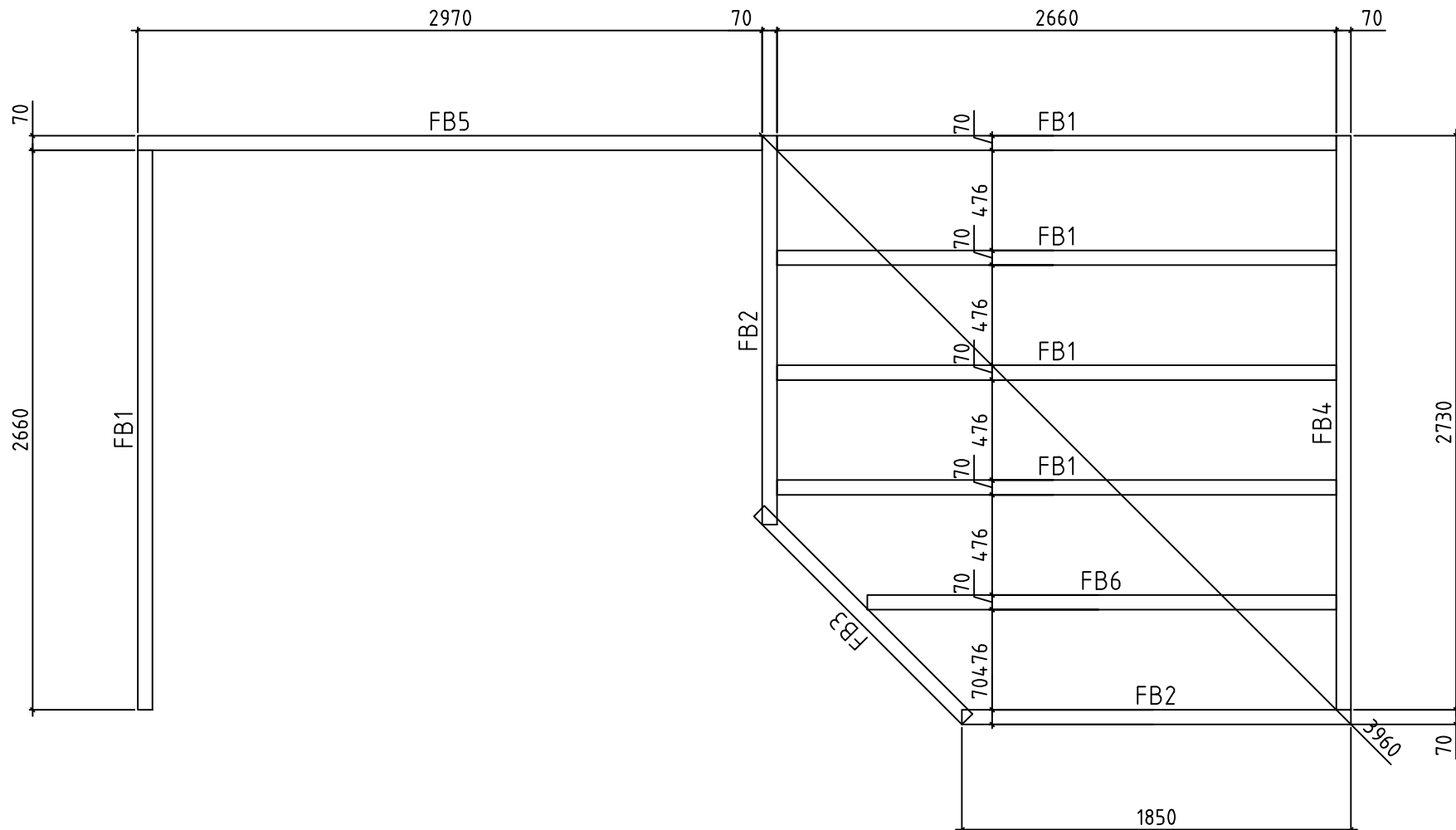
| | | | | | | |
|--|----------|------------|-------------|-------------|-------|------|
| Model | Hanna40 | Drawing | WALL-WAND 1 | Page | 7 | |
|  www.gartenhaus-gmbh.de www.gartenhaus.at www.gartenhaus.ch +49 (0) 40 537 9978-50 | Drawn by | J.Soo | Material | 4x11.4 | Scale | 1:30 |
| | Date | 20.11.2018 | File | Hanna40.dwg | | |




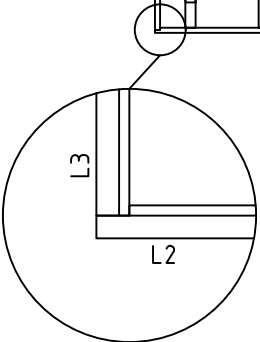
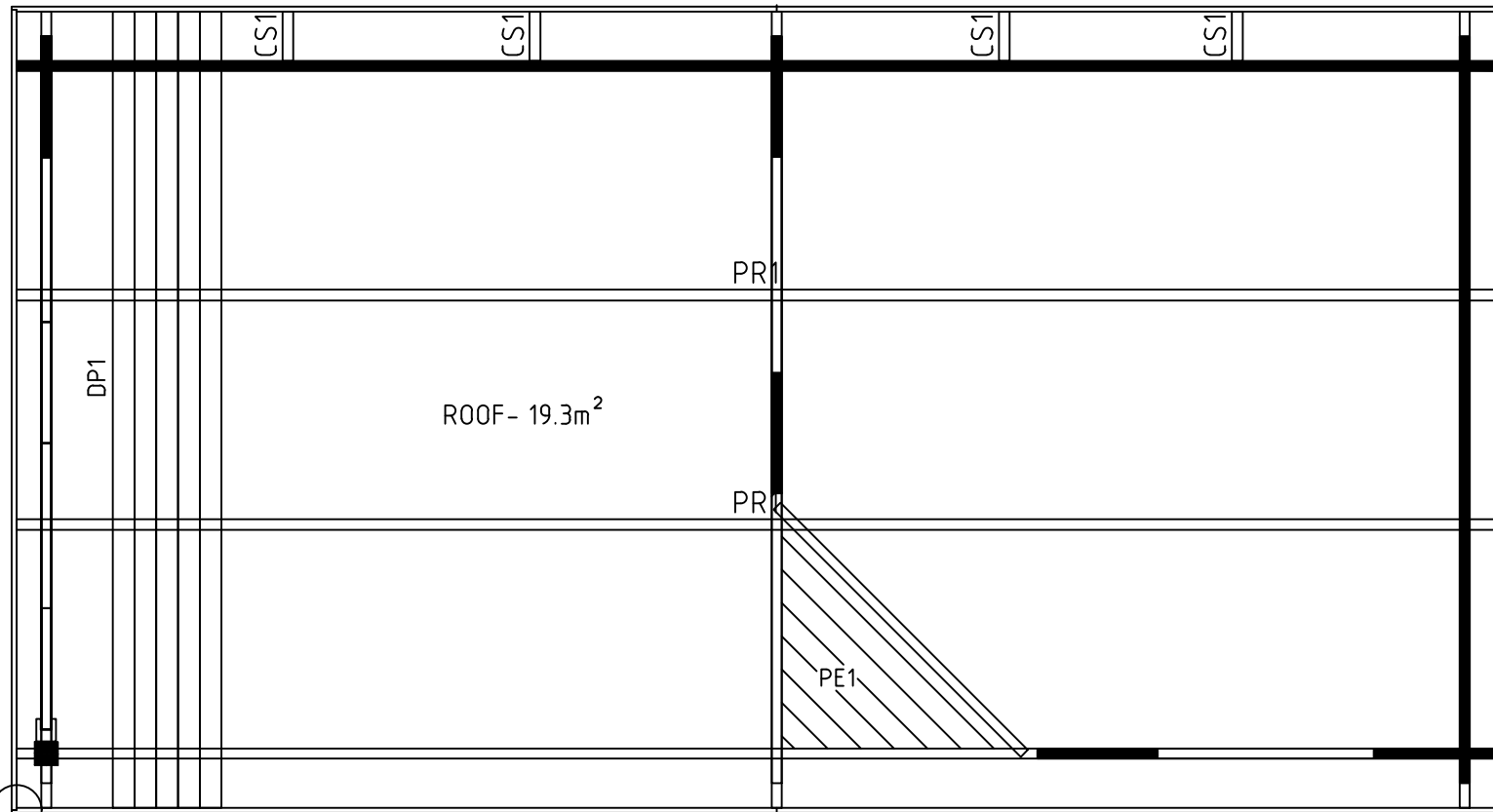
| | | | | | | |
|--|----------|------------|-------------|-------------|-------|------|
| Model | Hanna40 | Drawing | WALL-WAND A | Page | 3 | |
|  www.gartenhaus-gmbh.de www.gartenhaus.at www.gartenhaus.ch +49 (0) 40 537 9978-50 | Drawn by | J.Soo | Material | 4x11.4 | Scale | 1:30 |
| | Date | 20.11.2018 | File | Hanna40.dwg | | |




| | | | | | | |
|--|----------|------------|-------------|-------------|-------|------|
| Model | Hanna40 | Drawing | WALL-WAND C | Page | 5 | |
|  www.gartenhaus-gmbh.de www.gartenhaus.at www.gartenhaus.ch +49 (0) 40 537 9978-50 | Drawn by | J.Soo | Material | 4x11.4 | Scale | 1:30 |
| | Date | 20.11.2018 | File | Hanna40.dwg | | |

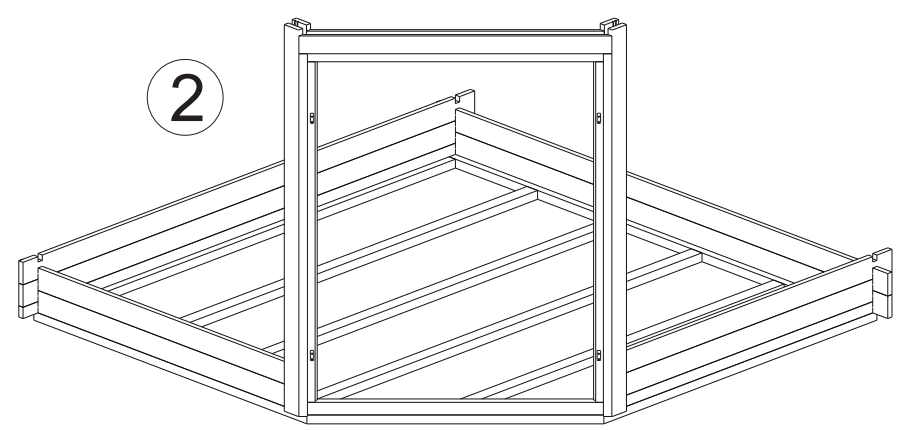
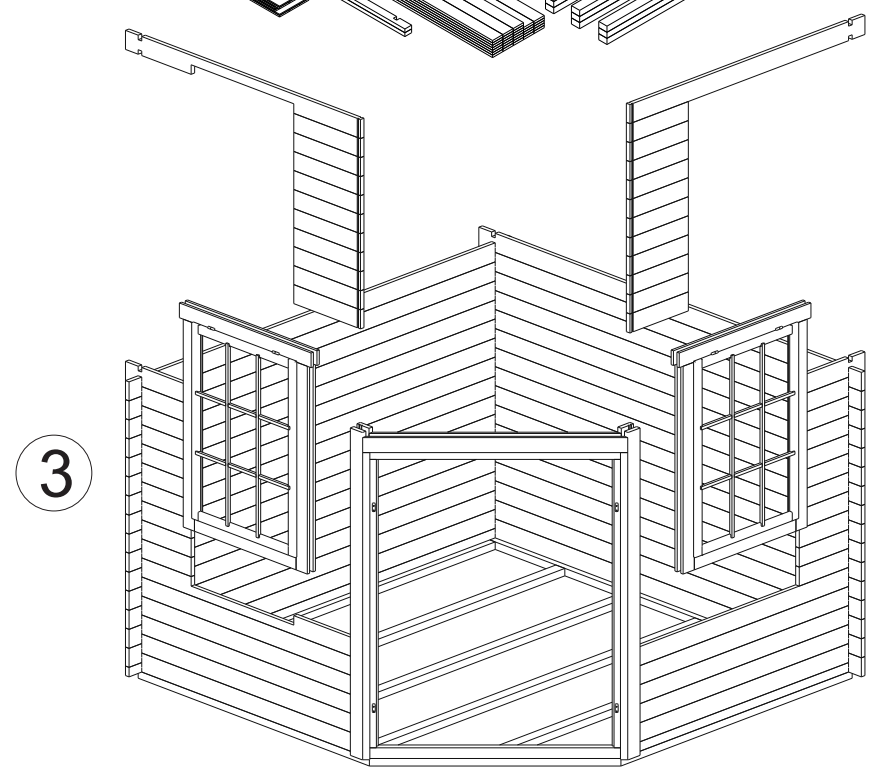
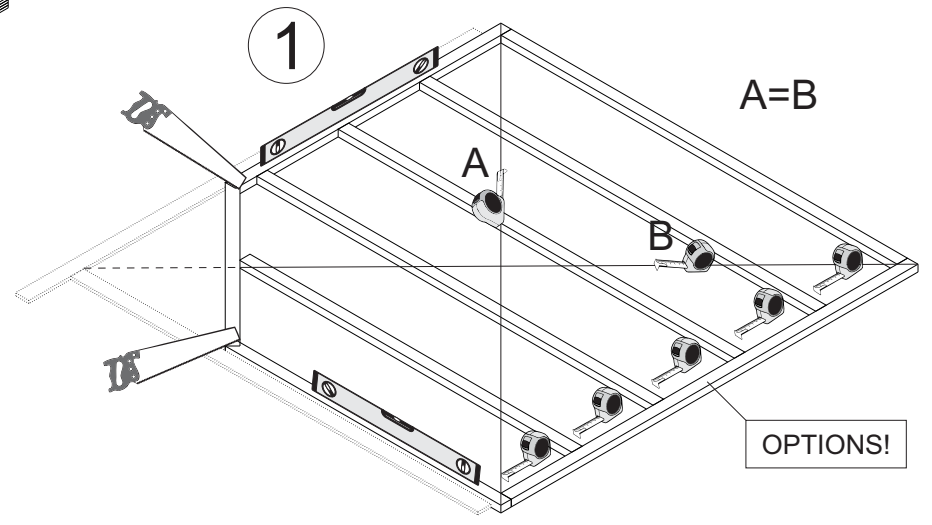
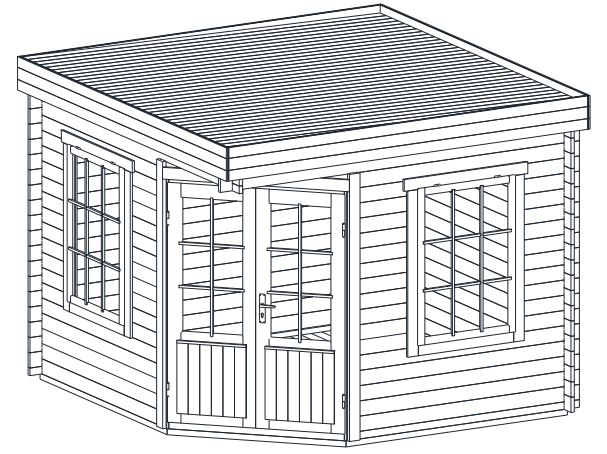

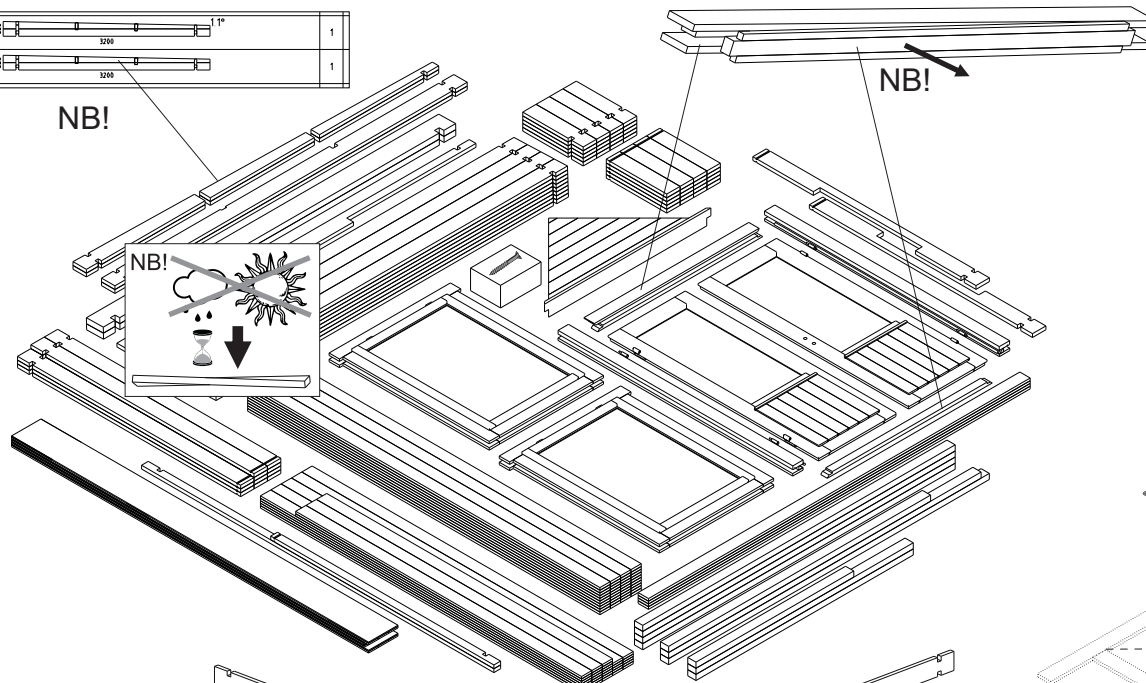
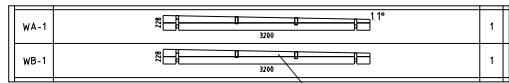


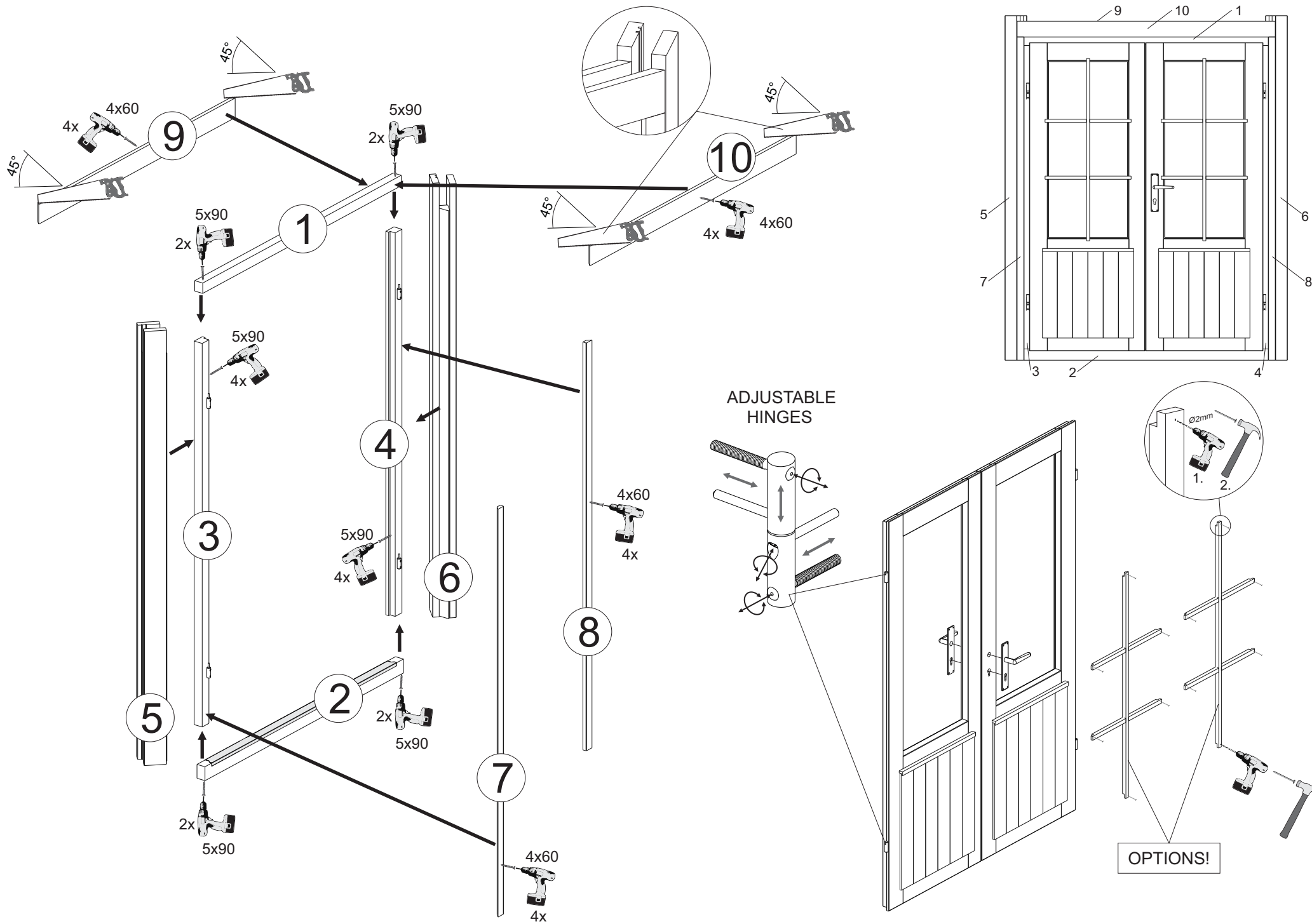
| | | | | |
|--|----------|------------|------------|-------------|
| Model | Hanna40 | Drawing | FOUNDATION | Page |
|  www.gartenhaus-gmbh.de www.gartenhaus.at www.gartenhaus.ch +49 (0) 40 537 9978-50 | Drawn by | J.Soo | Material | 40x114 |
| | Date | 20.11.2018 | File | Hanna40.dwg |
| | | | Scale | 1:30 |

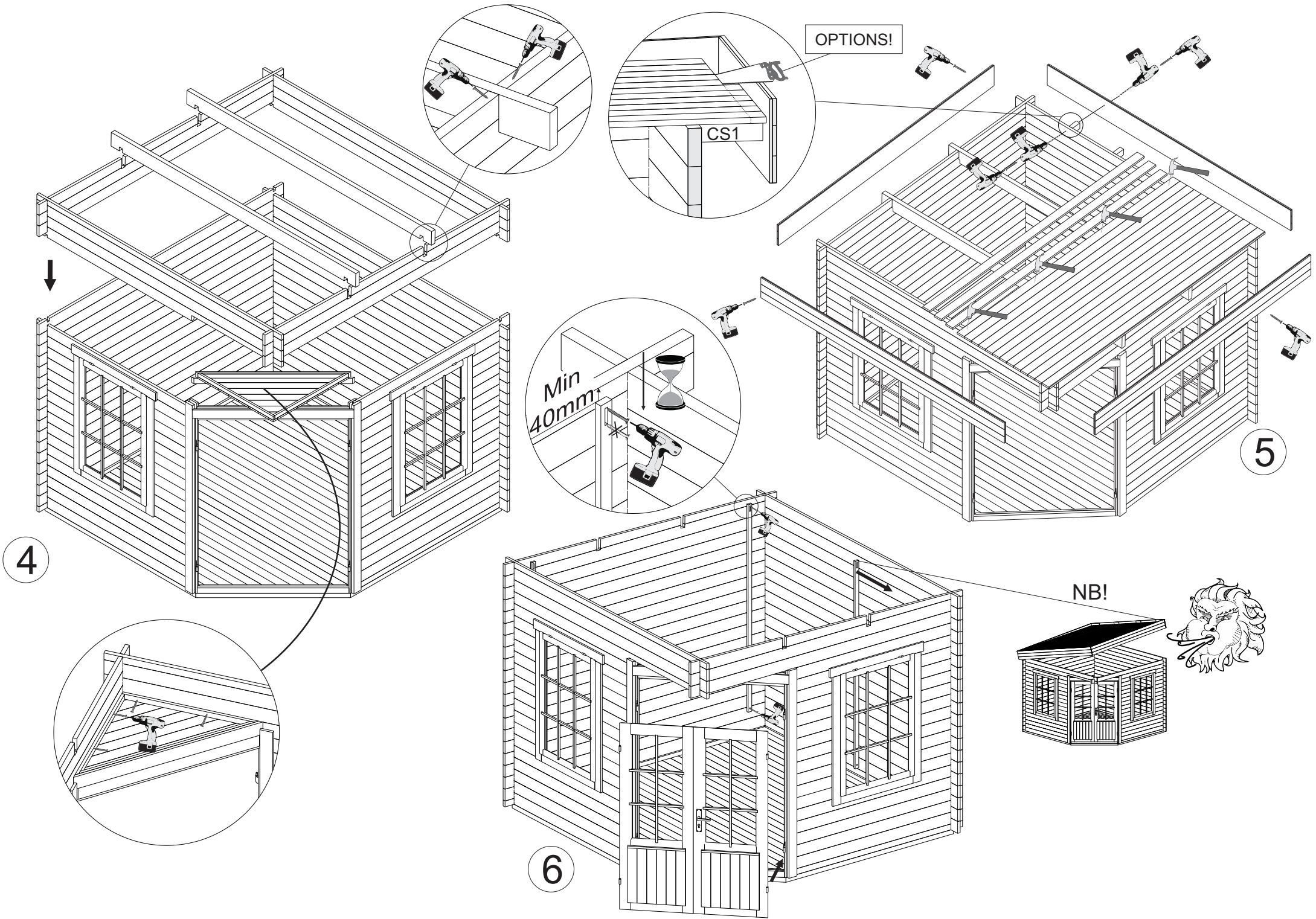


| | | | | |
|--|----------|------------|----------|-------------|
| Model | Hanna40 | Drawing | ROOF | Page |
|  www.gartenhaus-gmbh.de www.gartenhaus.at www.gartenhaus.ch +49 (0) 40 537 9978-50 | Drawn by | J.Soo | Material | 40x114 |
| | Date | 20.11.2018 | File | Hanna40.dwg |
| | | | Scale | 1:30 |

The guide is illustrative. This guide is not project specification.
Der Leitfaden ist illustrativ. Dieser Leitfaden ist keine Projektspezifikation.
De gids is illustratief. Deze gids is geen projectspecificatie.







POST

