

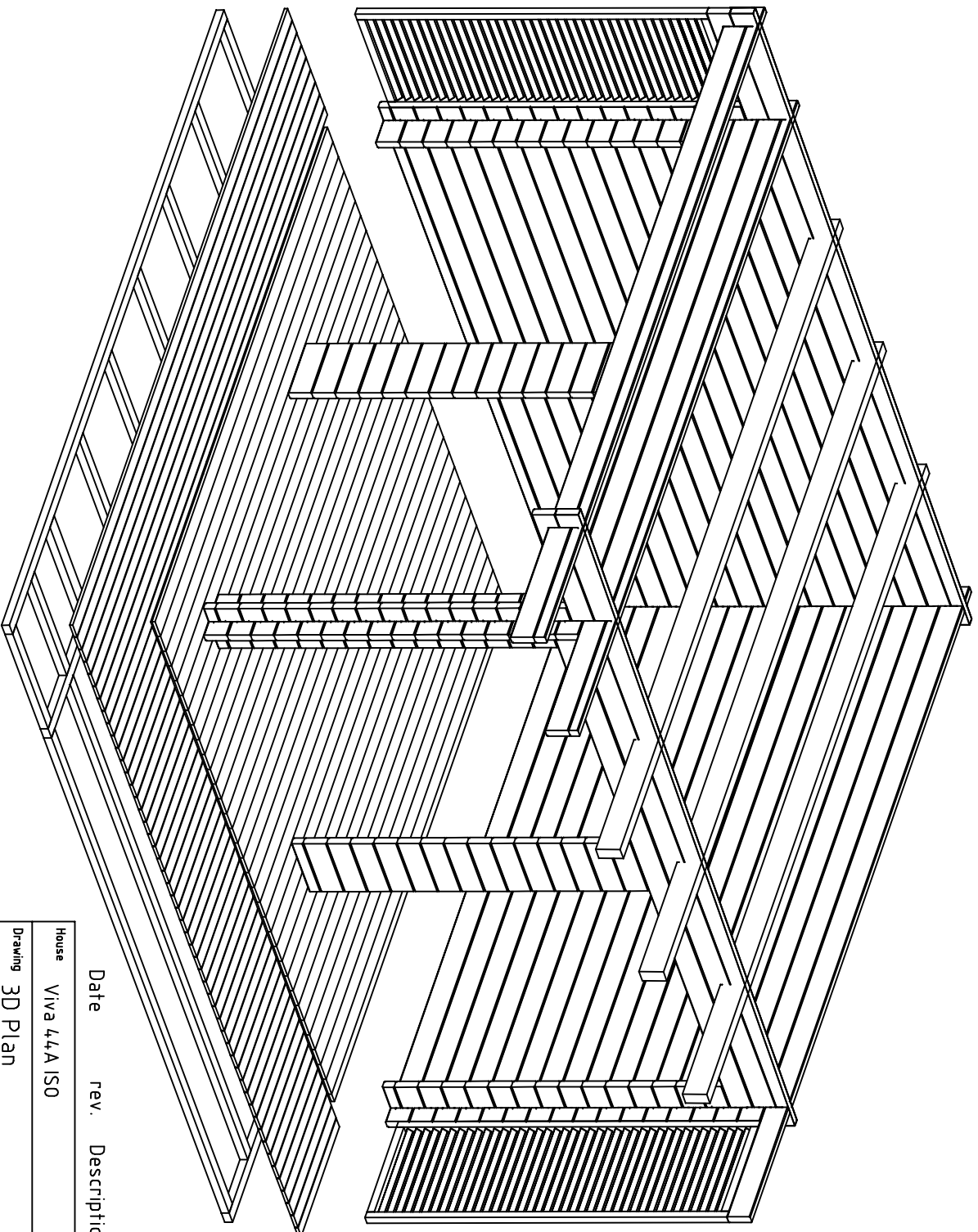
Date rev. Description

House	Viva 44A ISO	Sheet	1
-------	--------------	-------	---

Drawing	3D Plan	Scale	
---------	---------	-------	--

Material	4.4x135	Date	11.04.2019
----------	---------	------	------------

Drawer	RP	File	Viva 44A ISO 3D.dwg
--------	----	------	---------------------



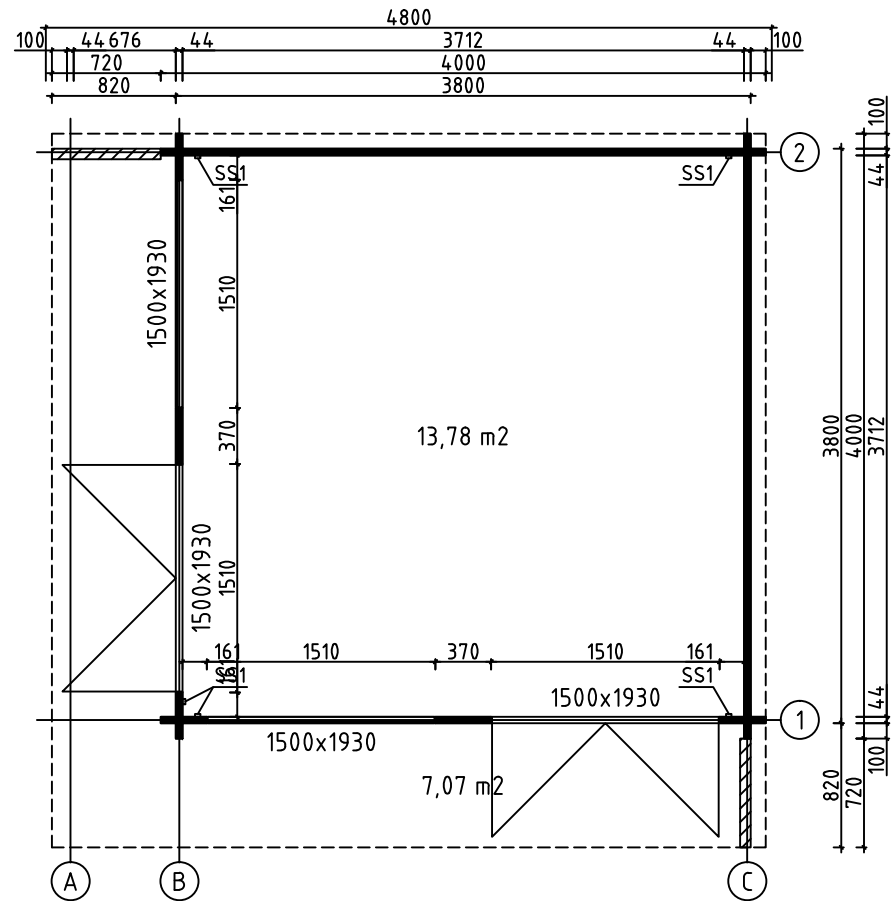
Date rev. Description

House	Viva 44A ISO	Sheet	2
-------	--------------	-------	---

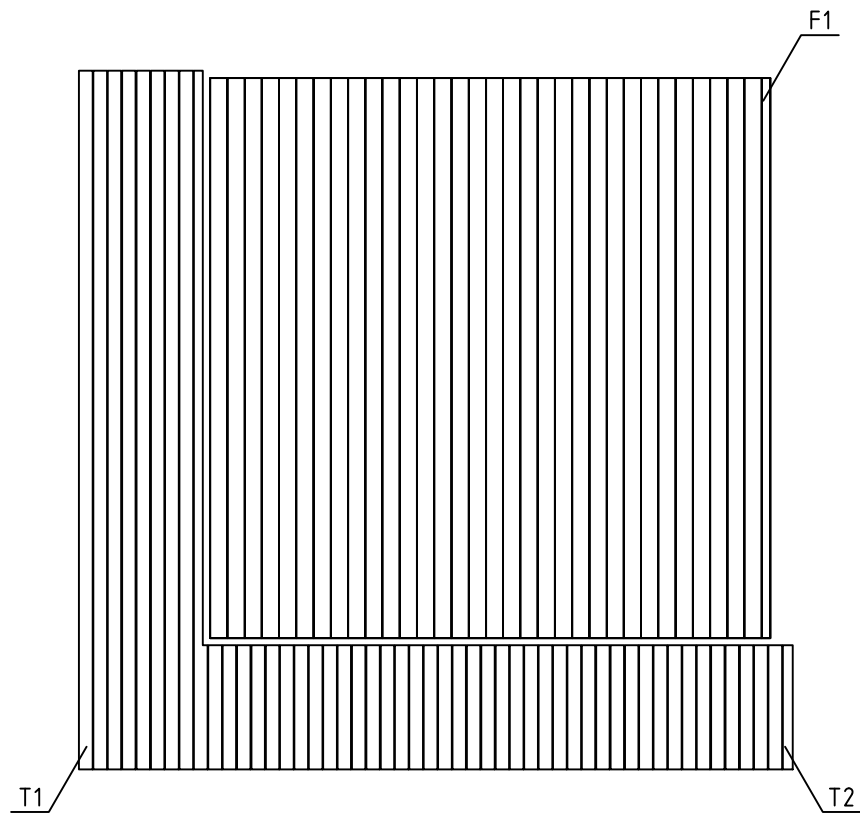
Drawing	3D Plan	Scale	
---------	---------	-------	--

Material	4,4x135	Date	11.04.2019
----------	---------	------	------------


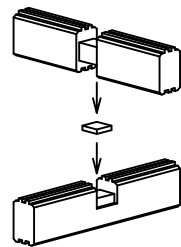
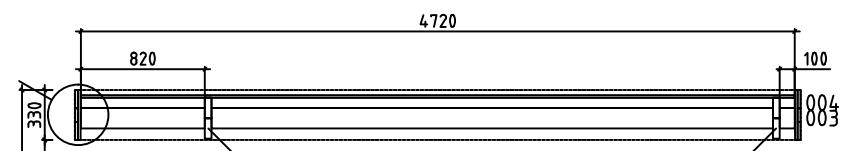

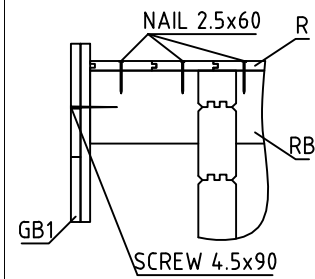
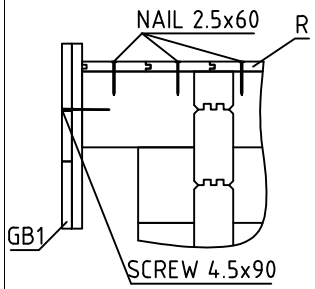
Drawer	RP	File	Viva 44A ISO 3D.dwg
--------	----	------	---------------------



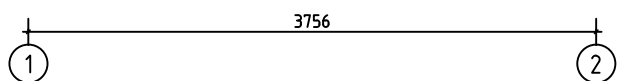
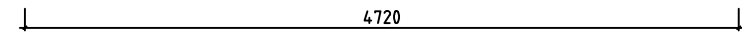
House	Viva 44A ISO	Sheet	3
Drawing	GROUNDPLAN-GRUNDPLAN-PLAN	Scale	1:50
Material	44x135	Date	11.04.2019
Drawer	RP	File	Viva 44A ISO.dwg



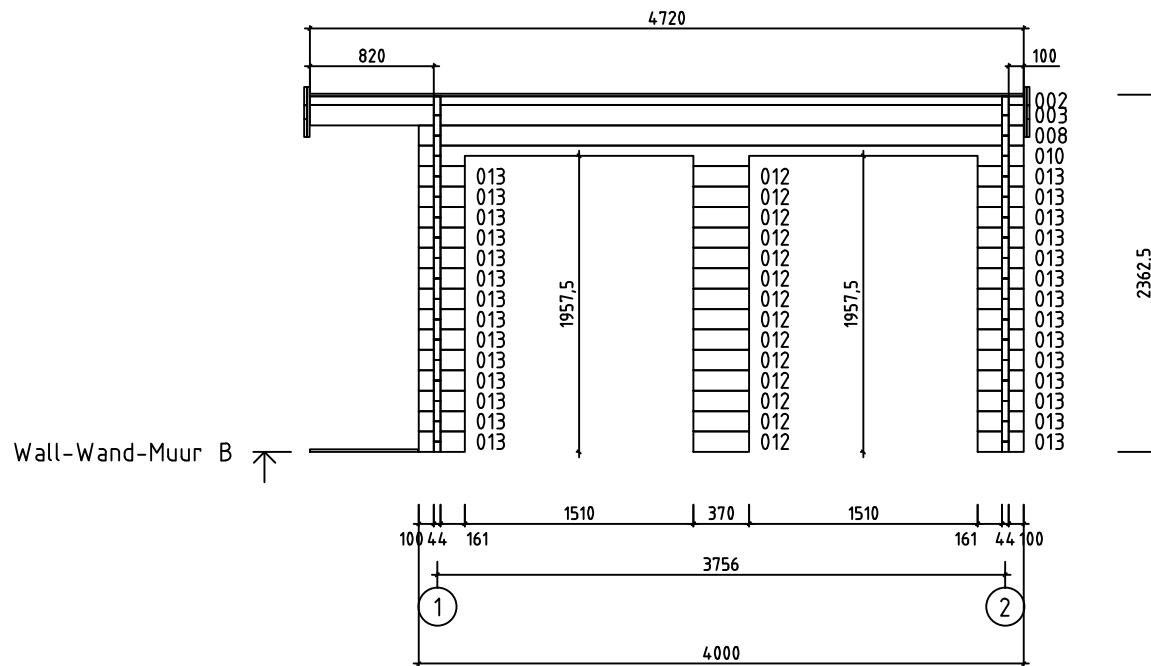
House	Viva 44A ISO	Sheet	5
Drawing	FLOORBOARD-FUSSBODENBRETT-VLOERPLANK	Scale	1:50
Material	18x114, 18x90	Date	11.04.2019
Drawer	RP	File	Viva 44A ISO.dwg



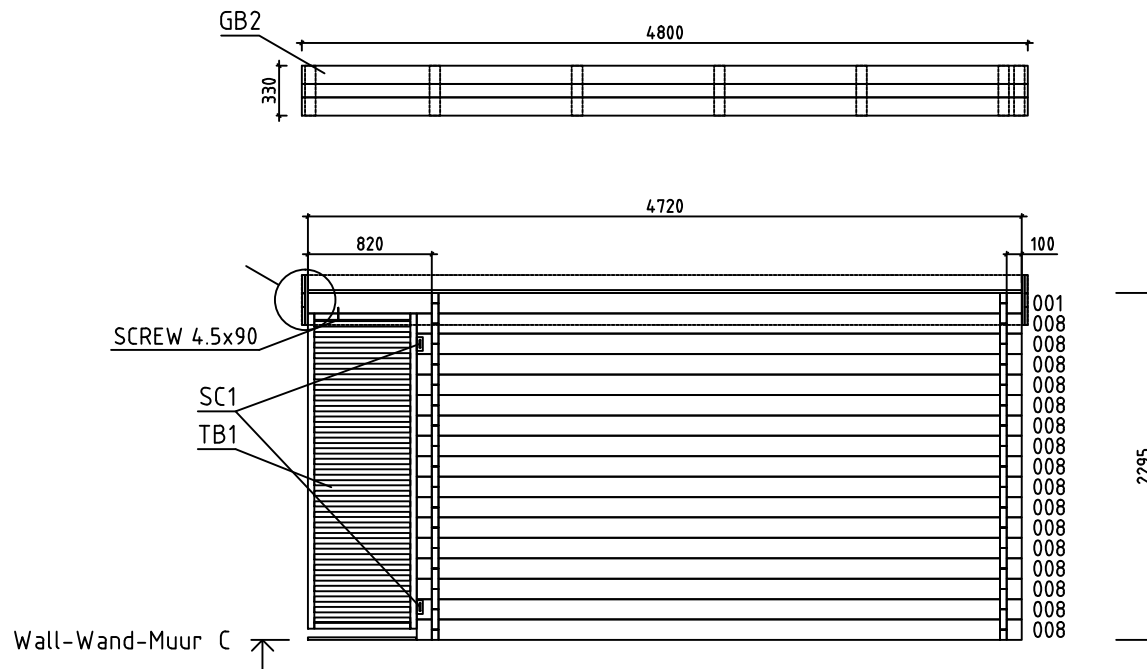
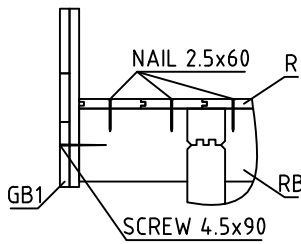
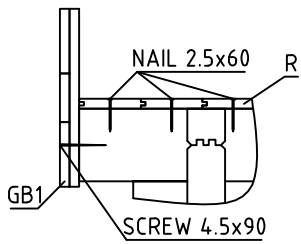
Wall-Wand-Muur A



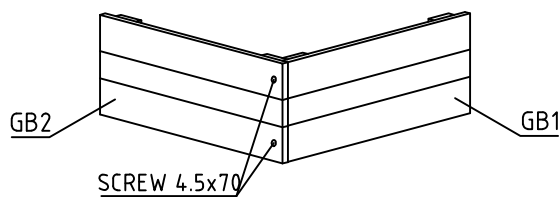
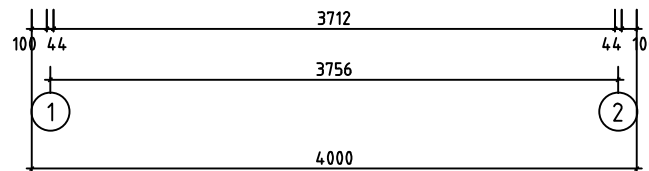
House	Viva 44A ISO	Sheet	6
Drawing	WALL-WAND-MUUR A	Scale	1:50
Material	44x135	Date	11.04.2019
Drawer	RP	File	Viva 44A ISO.dwg



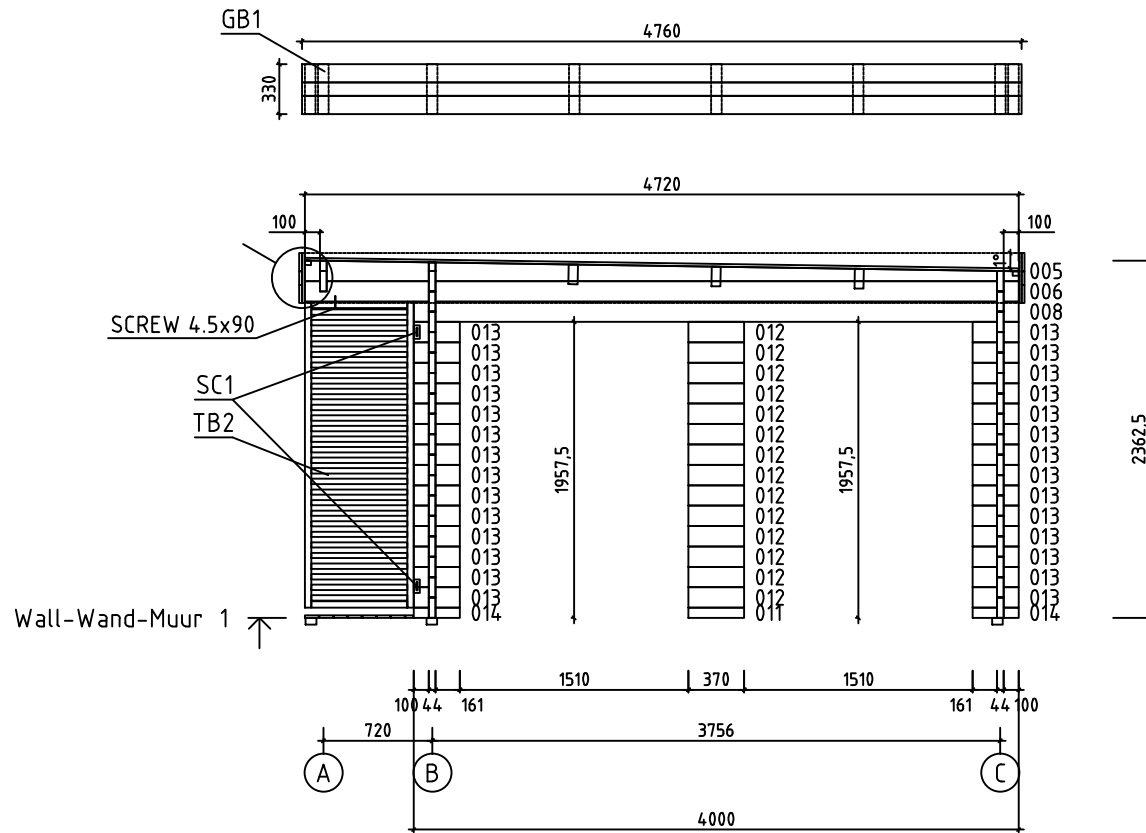
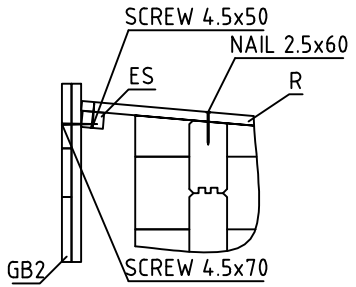
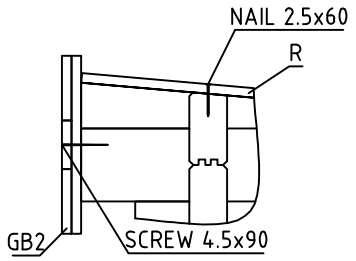
House	Viva 44A ISO	Sheet	7
Drawing	WALL-WAND-MUUR B	Scale	1:50
Material	44x135	Date	11.04.2019
Drawer	RP	File	Viva 44A ISO.dwg



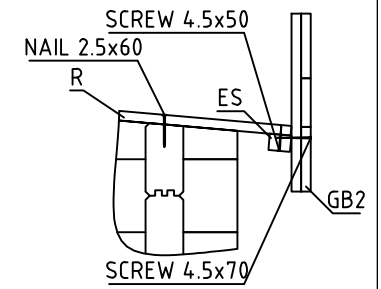
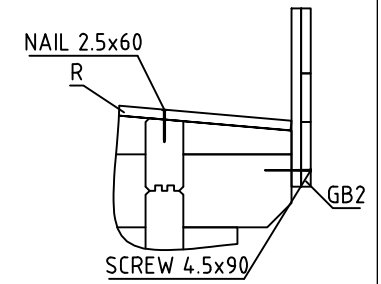
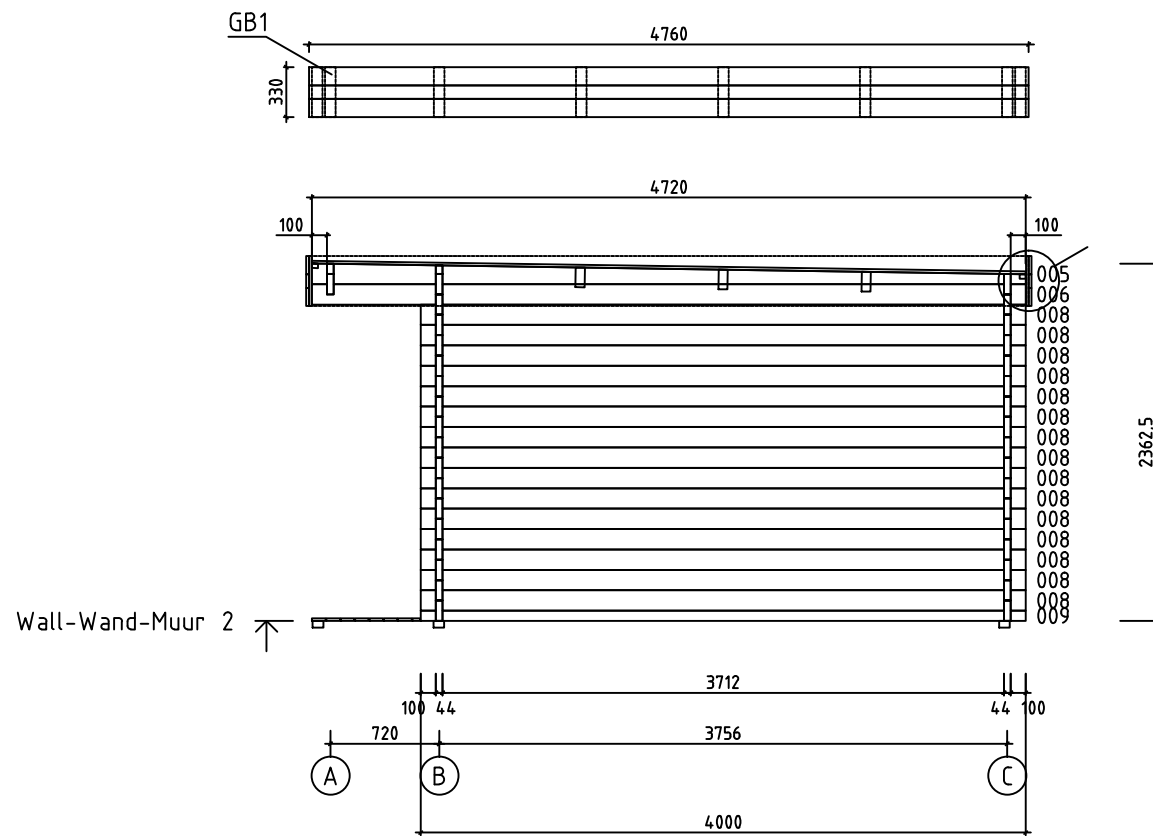
Wall-Wand-Muur C




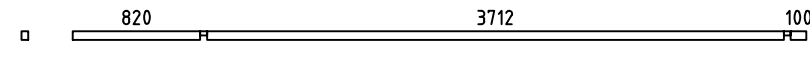


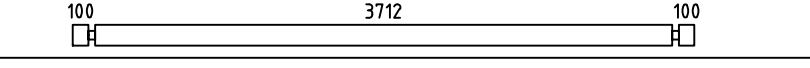


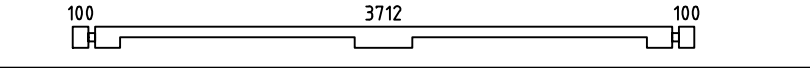




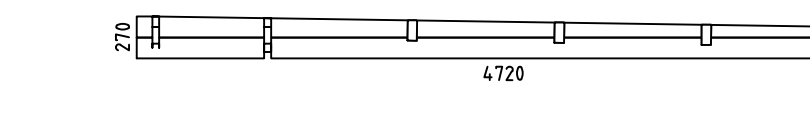











House	Viva 44A ISO	Sheet	8
Drawing	WALL-WAND-MUUR C	Scale	1:50
Material	44x135	Date	11.04.2019
Drawer	RP	File	Viva 44A ISO.dwg
























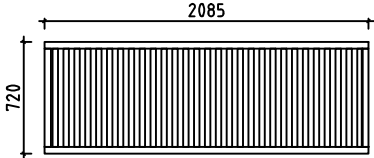
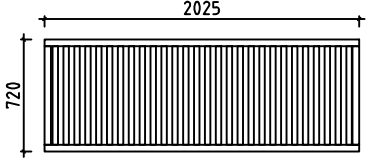

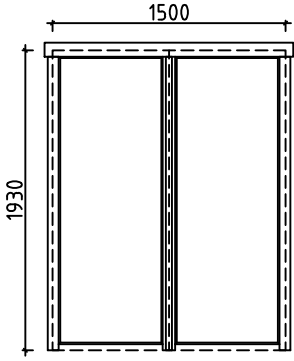
House	Viva 44A ISO	Sheet	9
Drawing	WALL-WAND-MUUR 1	Scale	1:50
Material	44x135	Date	11.04.2019
Drawer	RP	File	Viva 44A ISO.dwg



House	Viva 44A ISO	Sheet	10
Drawing	WALL-WAND-MUUR 2	Scale	1:50
Material	44x135	Date	11.04.2019
Drawer	RP	File	Viva 44A ISO.dwg

Pos	Specification-Bestimmung-Omschrijving	Pcs	Profile (mm)	L (mm)	
001		1	44x135	4720	
002		1	44x57	4720	
003		2	44x135	4720	
004		1	44x68	4720	
007	SPARE BEAM-ERZATZBOHLE-VOORRAADPLANK 	1	44x135	4000	
008		33	44x135	4000	
009		1	44x68	4000	
010		1	44x135	4000	
011		1	44x68	370	
012		28	44x135	370	
013	100161 	56	44x135	305	
014	100161 	2	44x68	305	
W1-1 W2-1		2	44x270	4720	
HB	HIT BLOCK-SCHLAGHÖLZER-BLAZENPLANK 	2	44x135	300	
FBI5	FLOORBEAMS-FUSSBODENBALKEN-VLOERBALKEN 	IMM	1	90x45	3670
FBI4	FLOORBEAMS-FUSSBODENBALKEN-VLOERBALKEN 	IMM	1	90x45	730
FBI1	FLOORBEAMS-FUSSBODENBALKEN-VLOERBALKEN 	IMM	3	70x45	4610
FBI3	FLOORBEAMS-FUSSBODENBALKEN-VLOERBALKEN 	IMM	8	70x45	3670
FBI2	FLOORBEAMS-FUSSBODENBALKEN-VLOERBALKEN 	IMM	8	70x45	730
RB1	ROOFBEAMS-DACHBALKEN-DAKBALK 	3	70x140	4720	
F1	FLOORBOARD-FUSSBODENBRETT-VLOERPLANK  or-oder-of	33+1 43+1	18x114 18x88	3705	
R1	ROOFBOARD-DACHBRETT-DAKPLANK  or-oder-of	42+1 55+1	18x114 18x88	4720	
T1	TERRACE BOARD-TERRASSENBRETT-TERRASSPLANK  IMM	9+1	18x90	4620	
T2	TERRACE BOARD-TERRASSENBRETT-TERRASSPLANK  IMM	41+1	18x90	820	
House	Viva 44A ISO	Material	File	Viva 44A ISO.dwg	Sheet 11

Pos	Specification-Bestimmung-Omschrijving	Pcs	Profile (mm)	L (mm)
FF1	FLOOR FILLET-FUSSBODENLEISTE-VLOERPLINT 		18x35	15m
GB1		2	36x330	4760
GB2		2	36x330	4800
ES1	EAVE SLAT-TRAUFFENLEISTE-AFDEKLIJST 	2	30x40	3710
ES2	EAVE SLAT-TRAUFFENLEISTE-AFDEKLIJST 	2	30x40	820
ES3	EAVE SLAT-TRAUFFENLEISTE-AFDEKLIJST 	2	30x40	100
AB1	ASSEMBLING BOARD-MONTAGE BOARD-MONTAGE PLANK 	2	15x30	30
SS1	STORM SLAT-STURMLEISTE-STORMLIJST 	5	18x35	2160
SC1	STEEL CORNER-STAHLECKE-STALENHOEK 	4	35x130	35
	SCREWS-SCHRAUBEN-SCHROEF FOR-FÜR-VOOR SC1 	4	∅6.0	40
	SCREWS-SCHRAUBEN-SCHROEF FOR-FÜR-VOOR SS1 	15	∅6.0	50
	WASHER-SCHEIBE-SCHIJF FOR-FÜR-VOOR SC1, SS1 	19	∅6.0	18
	NAIL-NAGEL-NAGEL FOR-FÜR-VOOR FF1 	30	∅2.0	40
	NAIL-NAGEL-NAGEL FOR-FÜR-VOOR F1, R1, T1, T2 	860	∅2.5	60
	SCREWS-SCHRAUBEN-SCHROEF FOR-FÜR-VOOR SC1 	8	∅3.5	35
	SCREWS-SCHRAUBEN-SCHROEF FOR-FÜR-VOOR ES1, ES2, ES3 	20	∅4.5	50
	SCREWS-SCHRAUBEN-SCHROEF FOR-FÜR-VOOR GB1, GB2 	20	∅4.5	70
	SCREWS-SCHRAUBEN-SCHROEF TB1, TB2, GB1, GB2 FOR-FÜR-VOOR 002, 004, 009, 011, 014 	50	∅4.5	90
	SCREWS-SCHRAUBEN-SCHROEF FOR-FÜR-VOOR FBI1, FBI2, FBI3, FBI4, FBI5 	72	∅5.0	120
	SCREWS-SCHRAUBEN-SCHROEF FOR-FÜR-VOOR RB1 	6	∅6.0	160
	VENTILATIONGRILLE-VENTILATIONSGITTER-VENTILATIEROOSTER 	4		
House	Viva 44A ISO	Material	File	Viva 44A ISO.dwg
			Sheet	12

Pos	Specification-Bestimmung-Omschrijving	Pcs	Profile (mm)	L (mm)
TB1		1	70x720	2085
TB2		1	70x720	2025
	<p>DOUBLEDOOR-DOPPELTÜR-DUBBELE DEUR (right-rechts-rechts) AST_ISO_PL P</p> 	2	1500	1930
	<p>WINDOW-FENSTER-VENSTER (closed-feststehend-gesloten) AST_ISO_K</p> 	2	1500	1930

#001	C	4720	1
#002	B	4720	1
#003	A,B	4720	2
#004	A	4720	1
#005	1,2	4720	2
#006	1,2	4720	2
#007		4000	1
#008	1,2,B,C	4000	33
#009	2	4000	1
#010	B	4000	1
#011	1	370	1
#012	1,B	370	28
#013	1,B	305	56
#014	1	305	2