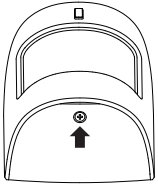
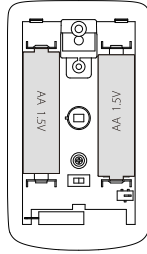


## Battery Replacement Instructions



① Unscrew to open the back cover.



② Replace with 2x AA battery.

## LED Indication

LED flashes once: Motion is detected and transmitter sends signal to the main panel.

The LED indicator will light up once in 15 seconds in case of low battery. Please replace the battery in time.

Push notification will be sent to your APP.

## FCC Statement

This equipment has been tested and found to comply with the limits for a Class B digital device, pursuant to Part 15 of the FCC Rules. These limits are designed to provide reasonable protection against harmful interference in a residential installation.

This equipment generates uses and can radiate radio frequency energy and, if not installed and used in accordance with the instructions, may cause harmful interference to radio communications. However, there is no guarantee that interference will not occur in a particular installation. If this equipment does cause harmful interference to radio or television reception, which can be determined by turning the equipment off and on, the user is encouraged to try to correct the interference by one or more of the following measures:

- Reorient or relocate the receiving antenna.
- Increase the separation between the equipment and receiver.
- Connect the equipment into an outlet on a circuit different from that to which the receiver is connected.
- Consult the dealer or an experienced radio/TV technician for help.

This device complies with part 15 of the FCC Rules. Operation is subject to the following two conditions:


- ① This device may not cause harmful interference.
- ② This device must accept any interference received, including interference that may cause undesired operation.

Changes or modifications not expressly approved by the party responsible for compliance could void the user's authority to operate the equipment.



Made in China

# The User Manual of Pet-immune Motion Sensor



## Features

The wireless pet-immune motion sensor is an accessory of smart alarm system.

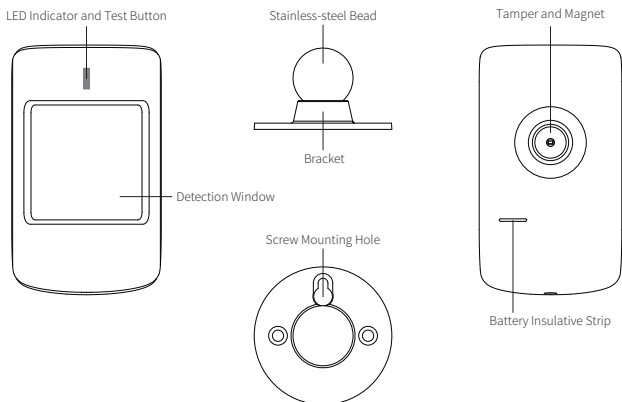
It accurately detects human body movement and effectively avoids false alarms caused by pets. Featured with automatic temperature compensation technology, it ensures high intelligence, sensitivity, and stability.

It has modern and elegant appearance. With the technology like RF supervision, anti-tamper protection, energy saving and low battery warning, it's easy to set up and use.

## Parameters

• Working Voltage	DC 3V		
• Battery	2 × AA battery(1.5V)		
• Working Current	≤100mA		
• Standby Current	≤15μA		
• Detective Range	100°		
• Detective Distance	9m		
• Immunity of pets	Weight: ≤20KG		
• Transmission Distance	Up to 1000m without obstacle		
• Transmission Frequency	433.92MHz / 868.35MHz		
• Working Temperature	-10°C -50°C		
• Humidity	≤90%rh (non-condensing)		
• Weight	147g (battery not included)	194g (battery included)	65g (Bracket)
• Dimension	100x60x48mm Φ55x32mm(Bracket) l×W×H(±0.1mm)		

## Appearance



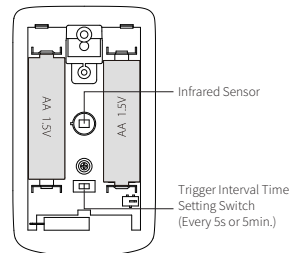
## Operating Instructions

### 1. Working principle

With digital dual-core fuzzy logic operative programming and intelligent analysis, it accurately detects human body movement with infrared sensor and sends signal to main panel.

- Pairing with main panel by App
- Scan the QR code on the sensor.
- The pairing result can be confirmed in App.

- Product testing
- Power on, LED indicator would flash for 1s. It takes about 30s for self-check.
- To verify this product is installed properly, please walk in the sensing area to test.



## Installation & Notice

- Pull out and remove the battery insulative plastic strip.
- Pairing with main panel by App before installing.
- Fix the bracket with screws on wall, connect the sensor to bracket, adjust a proper angle.
- Recommended to install at height of 1.8-2.2m from ground, with gradient 10°-20°.
- Make sure there is no inducement for pet to pass by, like stair and etc.
- Indoor use only. Avoid installing the sensors in area with strong light, temperature changes rapidly or the air stream flows frequently, like close to windows, air-condition nearby, direct sunshine, heat source and under the rotating objects.
- The sensor is more sensitive to the cross movement than to the vertical movement, so the preference of sensor is best when the detection direction is vertical to the walking direction of people.
- In order to ensure normal work, the power should be kept to supply and get on walking test periodically, once a week recommended.

