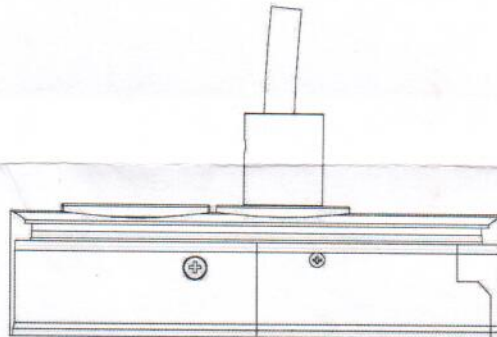
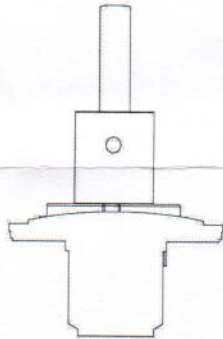
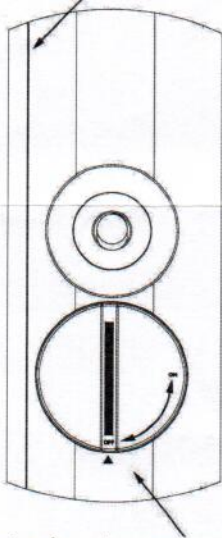


**halo
design**

WE CREATE LIGHT



Adaptoren isættes i skinnen således at rillen i adaptoren og skinnen matcher. Isættes den omvendt, virker spotten ikke.
The adaptor must be installed so the line in the track flush. If installed other way, the adaptor won't get power, and doesn't work.



Drej på adaptoren for at tænde/tilslutte strømmen.
Turn the adaptor to turn on the light/power

5W GU10 COB 36°
AC220-240V
50Hz 400lm
3000K



Importer
Halo Design, Gammelgaardsvej 85, 3520 Farum, Denmark
www.halodesign.dk